NOTES

1. FOR TRENCH DETAILS A- AND B- CONDUITS SHALL BE INSTALLED IN A MINIMUM 3" CONCRETE SURROUND, MINIMUM COVER OVER CONDUITS FROM FINISHED GRADE SHALL BE 30".
2. FOR TRENCH K CONDUIT SHALL BE CONSTRUCTED IN A MINIMUM 6" SURROUND OF SAND PIPE BEDDING AND INITIAL BACKFILL.

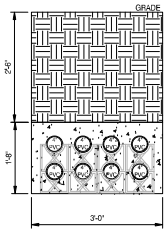

TRENCH B4
(8) 4" EBD

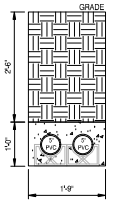

TRENCH A9
(2) 5" EBD

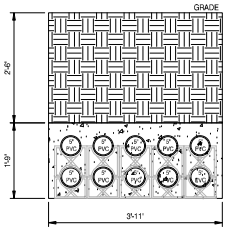

TRENCH A4
(10) 5" EBD

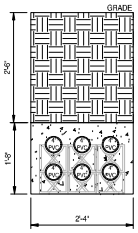

TRENCH B3
(6) 4" EBD

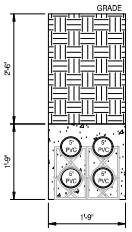

TRENCH A8
(4) 5" EBD

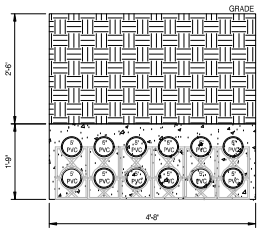

TRENCH A3
(12) 5" EBD

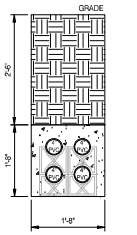

TRENCH B2
(4) 4" EBD

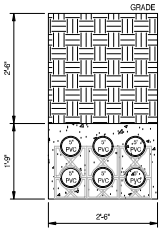

TRENCH A7
(6) 5" EBD

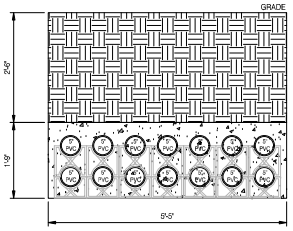

TRENCH A2
(14) 5" EBD

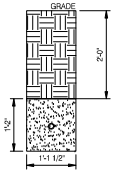

TRENCH K
STREET LIGHT TRENCH

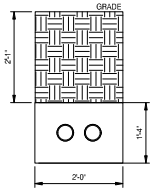

TRENCH B1

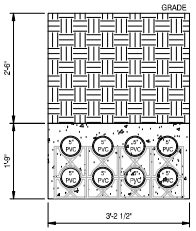

TRENCH A6
(8) 5" EBD

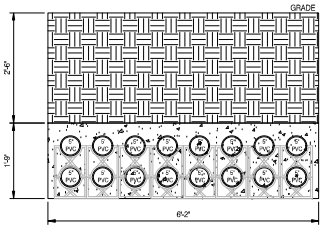

TRENCH A1
(16) 5" EBD

CONDUIT BANKS (A1)
NOT TO SCALE

REV	DESCRIPTION	DATE
0	ISSUED FOR PERMIT	5-14-19

ISSUED FOR PERMIT
5-14-19
CURRENT ISSUE STATUS:

TRUE NORTH:

STATE OF MAINE
ANDREW D. JOHNSTON
NO. 9994
5-14-19
LICENSED
PROFESSIONAL ENGINEER

SMRT Architects and Engineers
144 Fore Street/P.O. BOX 638
Portland, Maine 04104
1.877.700.7678
www.smrtinc.com
ARCHITECTURE | ENGINEERING | PLANNING | INTERIORS | ENERGY
SMRT

RANSOM Consulting Engineers and Scientists
Ransom Consulting Engineers and Scientists
400 Commercial Street, Suite 400
Portland, Maine 04101

NORDIC AQUAFARMS
285 NORTHPORT AVENUE

BELFAST, MAINE

UTILITY DETAILS

SHEET TITLE:

0 1/2" 1" 2" 3"

SCALE: AS SHOWN

PROJECT MANAGER:	ADB	PROJECT NO:	18076
A/E OF RECORD:	ADJ		
JOB CAPTAIN:	SP		
DRAWN BY:	WSM		
SMRT FILE:	CU505-18076	SHEET No.	CU505

© COPYRIGHT 2018-2019 SMRT

NOT FOR CONSTRUCTION

24x36