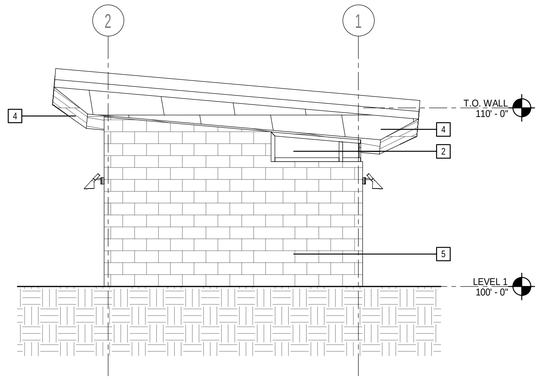

NORTH ELEVATION E11
1/4" = 1'-0"

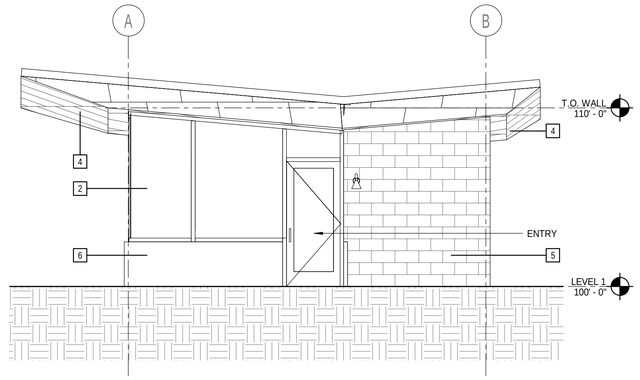

EAST ELEVATION E6
1/4" = 1'-0"

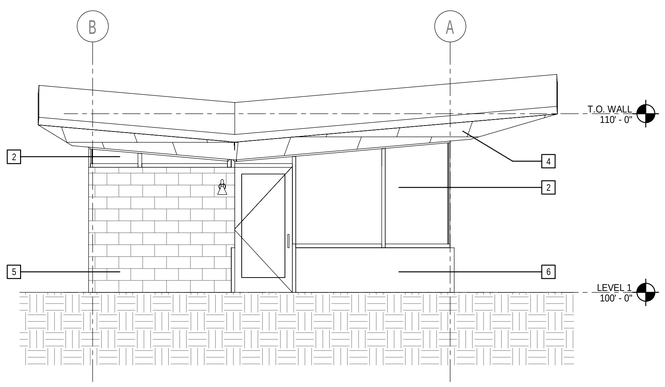

WEST ELEVATION A11
1/4" = 1'-0"

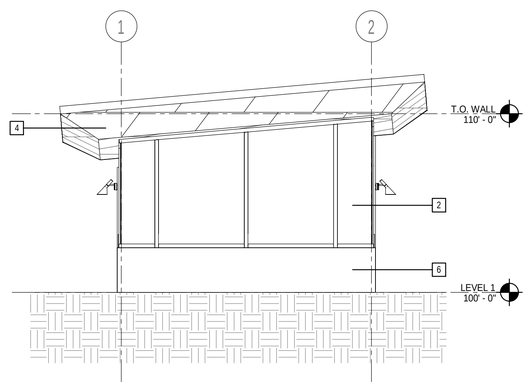

SOUTH ELEVATION A6
1/4" = 1'-0"

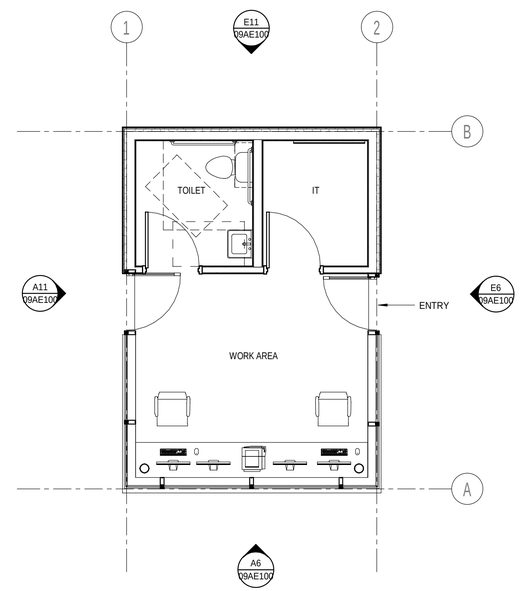

LEVEL 1 FLOOR PLAN G1
1/4" = 1'-0"

KEYED NOTES:

1. INSULATED METAL PANELS (MULTIPLE COLORS AND RANDOM DISTRIBUTION)
2. ALUMINUM STOREFRONT
3. CONCRETE MASONRY VENEER
4. WOOD-LOOK PHENOLIC PANELS
5. DECORATIVE METAL TILES
6. UNITIZED FIELD STONE VENEER
7. TEMPERED GLASS GUARDRAIL
8. GRANITE RETAINING WALL

REV	DESCRIPTION	DATE

ISSUE FOR PERMIT

CURRENT ISSUE STATUS:

PROJECT NORTH:

SMRT Architects and Engineers
144 Fore Street/P.O. Box 618
Portland, Maine 04104

ARCHITECTURE | ENGINEERING | PLANNING | INTERIORS | ENERGY

Ransom Consulting Engineers and Scientists
400 Commercial Street, Suite 400
Portland, Maine 04101

NORDIC AQUAFARMS
285 NORTHPORT AVENUE

BELFAST, MAINE

BUILDING 9 - FLOOR PLAN AND ELEVATIONS

SHEET TITLE:

0" 1/4" 1/2" 1" 2" 3"

SCALE: AS NOTED

PROJECT MANAGER:	XXX	PROJECT NO:	18076
A/E OF RECORD:	Checker		
JOB CAPTAIN:	XXX		09AE100
DRAWN BY:	Author		
SMRT FILE:	09AE100-18076	SHEET No.	

©COPYRIGHT 2018 SMRT INC

24x36

NOT FOR CONSTRUCTION